

## BH VECTOR TREADMILL



The New BH Vector Treadmill stock has arrived!

Rating: Not Rated Yet

**Price:**

Variant price modifier:

RM 4650

Price with discount: RM 3,498.00

RM 3,498.00

RM 4,650.00

RM -1,152.00

[Ask a question about this product](#)

Description

**// Features**

---



**ECO Mode Function**

BH group cares about the planet. Except for ISO14001(Environmental Management System), we innovate ECO Mode function for treadmill. Under ECO Mode Function®, BH treadmills deliver the same performance with less power consumption that reaches almost 30%.



**Semi Plug&Run system**

Only 60 seconds, you are ready to run?All you need to do is unfold, lock both tubes and console then starting to run in just 3 steps.



**BH Green Efficient Motor**

The professional Green Efficient Motor is built in accordance with EU regulation. The brush, bearing, and steel axle make the motor more reliable in high speed.



**Broadside Cushion System**

Special designed cushion can protect motor and running board and provides better shock absorption at any level of elevations.



**Multiple Accessory Trays**

Equipped with 2 water bottle holds, 2 big rack and 1 iPad rack to keep all your necessities within arms' reach.


# BEST CARDIO SERIES FOR HOME : BH VECTOR TREADMILL

---



## 12 Pre-set Program

Each workout will help you achieve maximum performance with preset speed, incline, and time settings.



## SDS System

A safety system equipped with hydraulic cylinder keeps the running board to descend at a slow speed and prevents injuries.



## Large Number Display

The color scheme of the LCD screen has been perfected by BH specialists, improving significantly the clarity and visibility of the display.



## Easy Step-on Folding

With the most convenient design, hydraulic cylinder at the lower space, users can easily unfold the running deck by just stepping on it.



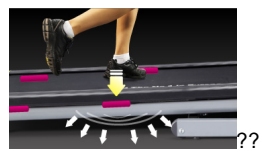
## Anti Shock Running Mat



Control Panel Illustration




Speed & Incline Control Panel



Multiple Incline Adjustment



12 Levels of Incline



Low Running Deck Design

**// Specification**

**SPECIFICATIONS**  
Motor Horse Power

Speed Range  
Incline

1 ~ 16 km/hr  
---

Computer Display  
Data Display

5" Large blue backlit LCD monitor  
Time / Speed / Distance / Incline / Calories / Body  
Fat / Pulse  
12 pre-set programs / 1 Manual / 3 Target Setting  
/ 1 Body Fat

SPECIFICATIONS

Instant Speed Keys  
Instant Incline Keys

6 / 8 / 10 km/hr  
6 / 9 / 12 levels